

Who is moving?



The ONS releases **annual internal migration** data for England & Wales¹

It looks at:



- **how many** people are moving house **in & out of Bolton**
- **Where** they are moving **from & to**
- **Who** is moving, in terms of their **age & gender**



It doesn't look at:

- Moves **within Bolton**
- **Which parts of Bolton** people are moving from or to



This is an important part of **how our population structure changes** as

- People are born & die
- People move around the UK
- People move to & from other countries



It can also help us understand expectations for **housing & other facilities & infrastructure**

Overview¹



The number of **people moving into Bolton** from elsewhere in the UK **increased** 2014-2024

- Still, in 2024 slightly more people left Bolton than moved in

In **2024**, from elsewhere in the UK:



- **13,502** people moved **into Bolton**
- **13,612** people moved **out of Bolton**
- **Total movement** of 27,114 people **9%** of the 2024 population of 310,058²
- A **net loss** of **110 people** **0.4%** of the population

In **2014**, from elsewhere in the UK:



- **10,284** people moved **into Bolton**
- **12,100** people moved **out of Bolton**
- **Total movement** of 22,384 people **8%** of the 2014 population of 283,212
- A **net loss** of **1,816 people** **0.6%** of the population

Age¹



Overall in **2024**, Bolton net

- **Lost** people aged: **11-19, 40-44, 50+**
- **Gained** people aged: **0-10, 20-39, 45-49**



Overall in **2014**, Bolton net

- **Gained** those aged **20-24**
- **Lost** people in **all other age groups**



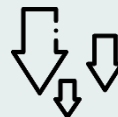
In 2024 **females aged 20-29** were **more likely to move both in & out** of Bolton than males

- **Female:** 2,539 moved into Bolton, 2,190 moved out. **Total movement** of **27%** of the 17,939 female population
- **Male:** 2,026 moved into Bolton, 1,767 moved out. **Total movement** of **20%** of the 19,319 male population

Age 2024¹



- Those **aged 16-19** were most likely to move **away from Bolton**
- Those **aged 20-24 and 25-29** were most likely to **move to Bolton**



Age 16-19

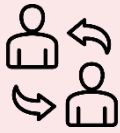
- 639 people of this age moved into Bolton, 1,081 moved away
- **Total movement** of 1,720 people **10%** of Bolton's 16,035 16-19 residents
- A **net loss** of 442 people: **3%** of Bolton's residents of this age
- Most likely to move to: **Liverpool**



Age 20-29


- 4,565 people of this age moved into Bolton, 3,957 moved away
- **Total movement** of 8,522 people **23%** of Bolton's 37,058 20-29 residents
- A **net gain** of 608 people: **2%** of Bolton's residents of this age
- Most likely to move from: **Manchester, Salford**

Places 2024¹



Top overall movement to & from Bolton:

- **Salford** (2,694 people)
- **Wigan** (2,457 people)
- **Manchester** (2,328 people)
- **Bury** (1,864 people)



Top places people moved **from** to Bolton:

- **Salford** (1,648 people)
- **Manchester** (1,100 people)
- **Bury** (973 people)
- **Wigan** (973 people)



Top places people moved **to** from Bolton:

- **Wigan** (1,483 people)
- **Salford** (1,046 people)
- **Chorley** (841 people)



The top **net changes** were:

- **Manchester** (gain of 914 people)
- **Chorley** (loss of 635 people)
- **Salford** (gain of 603 people)

Places 2024 & 2014¹



The places with the **greatest movement** to & from Bolton were **similar** in 2014 & 2024

- Salford; Wigan; Manchester; Bury; Blackburn with Darwen; Chorley; Liverpool

Between 2014- 2024 there's been a **notable increase** in the numbers of people moving into Bolton **from Manchester, & Salford**



- **Manchester**

2014: 7% of all moves, **52%** moved out

2024: 9% of all moves, **70%** moved in

- **Salford**

2014: 7% of all moves, **53%** moved in

2024: 10% of all moves, **61%** moved in)

An increased proportion **left** Bolton **for Wigan, Blackburn with Darwen, & Chorley**



- Proportion of movers **leaving Bolton:**

• **Wigan:** 2014: **55%**; 2024: **60%**

• **Blackburn with Darwen**

2014: **53%**; 2024: **66%**

• **Chorley:** 2014: **72%**; 2024: **80%**

References

March 2026

[1] ONS (2025). Internal migration in England and Wales [Internal migration in England and Wales - Office for National Statistics](#)

[2] ONS (2025). Estimates of the population for England and Wales. [Estimates of the population for England and Wales - Office for National Statistics](#)

Icons from:

Icon mania; Freepik; Freepik; Freepik; Eucalyp
Catalin Fertu; Iconjam; pojok d;
mia elysia; Iconjam; gravisio
Freepik; Freepik; Ayman Elasfory;
Freepik; Cap Cool; shmai; Vectors Tank
nawicon; Eucalyp; Freepik