



Subnational population projections for Bolton mid 2022 based



What are population projections?

- Subnational population projections are produced by the Office for National Statistics (ONS)
- The most recent estimates were released June 2025
- The ONS apply assumptions about future fertility, mortality and migration to the mid- year estimates
- Full methodology available [Methodology used to produce the 2022-based subnational population projections for England - Office for National Statistics](#)



ONS caveats to population projection figures at local authority level

- **Subnational population projections are not forecasts and do not attempt to predict potential changes in international migration. There is uncertainty over future directions and levels of international migration.**
- **At the local level, population change is influenced by economic development and housing policies, factors that are not included in these projections.**
- **Demographic assumptions for future fertility, mortality and migration are based on observed demographic trends. Resulting projections will differ to some extent from future releases of population estimates.**



Bolton in 2032:

Projected population

309,657

people

up from 299,153 people in 2022.

Population change since 2022

+3.5%

compared to +6.4% across England.

Net international migration

+18,781

people

projected to be the largest factor in
the population increase between
2022 and 2032.

Projected median age

39 years

up from 38 years in 2022.



What will drive the change?

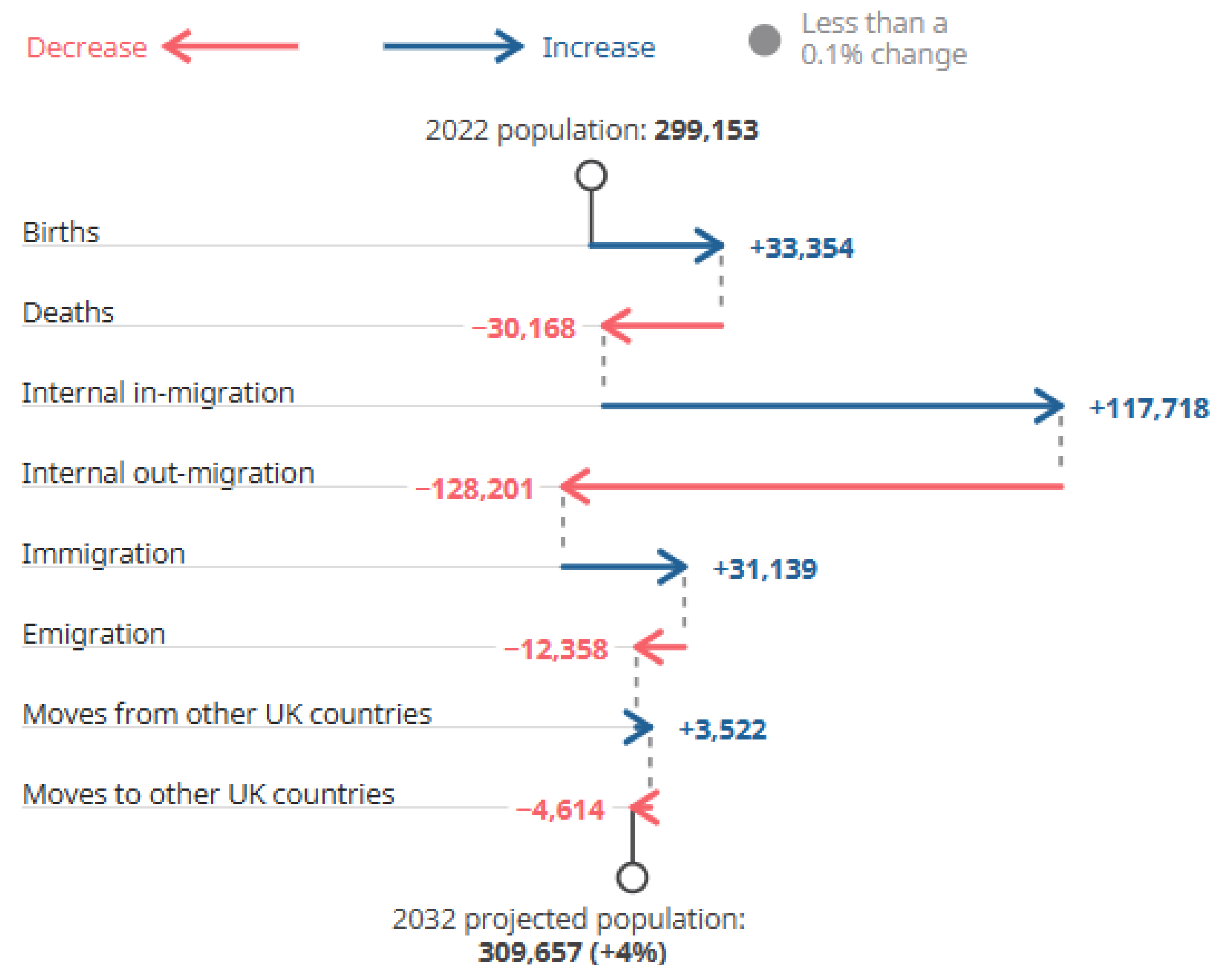
- **Net international migration**

Is estimated to increase the population by **18,781** people.

This is different to the majority of areas in England, where net internal migration is projected to be the biggest factor in population change.

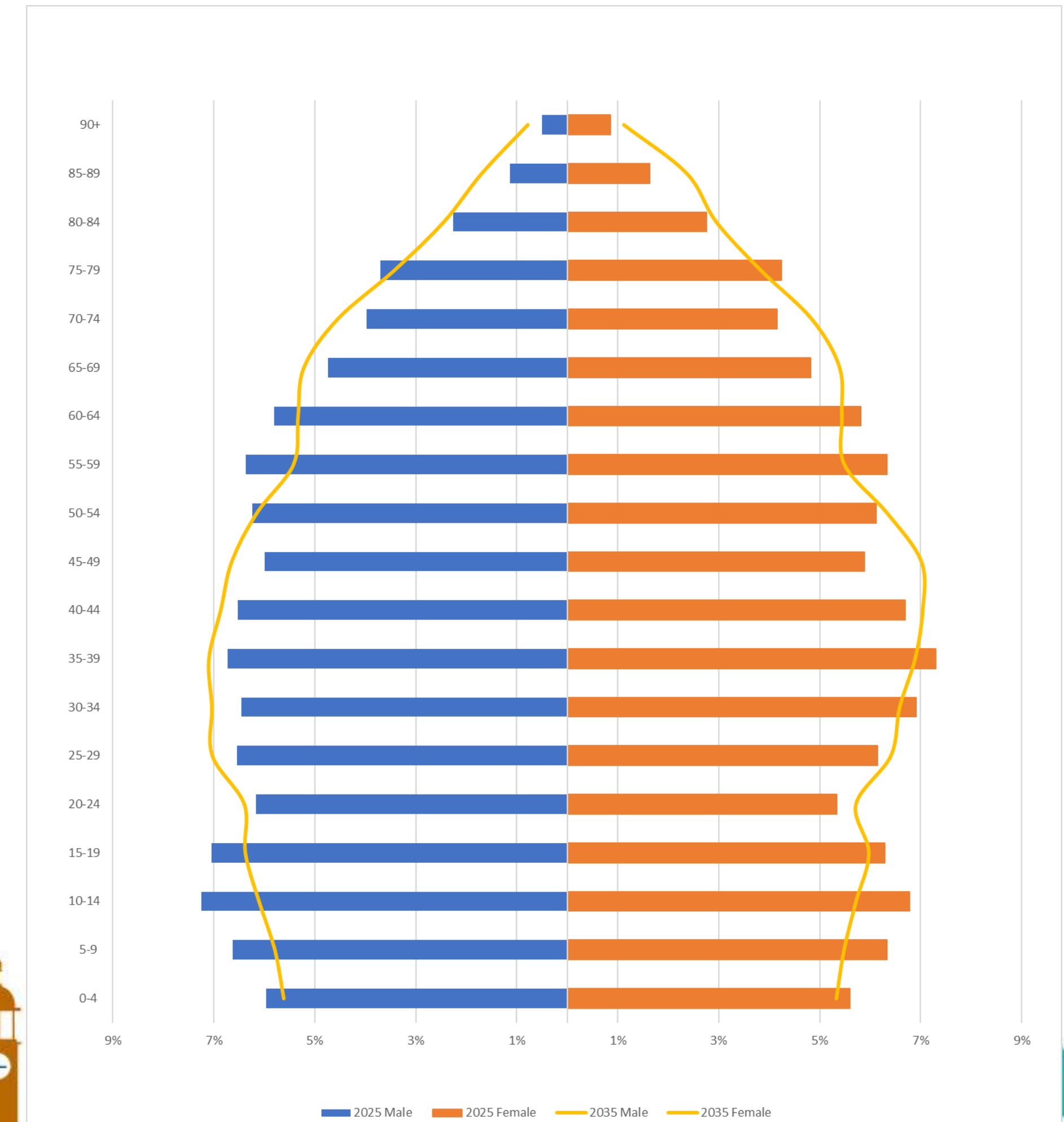
- **More births than deaths**

This would increase the population in Bolton by **1.1% (3,186)**, compared with an increase of 0.2% in England.



Bolton's age profile 2025 vs 2035

- The population projects estimate the population of Bolton will get older.
- 0-19 age group is expected to change the most making up a smaller proportion of the population.
- Increases in people aged 20-49 and



Change by age groups

- Primary and secondary aged school children are likely to see the largest percentage decrease.
- Early retirement age group likely to see the largest increase.

