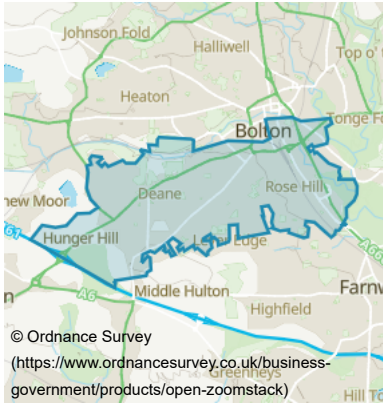


# Central South neighbourhood

## Area map



## Population

# 51,600

people

**296,000** people in Bolton

Rounded to the nearest 100 people

## Number of households

# 17,900

households

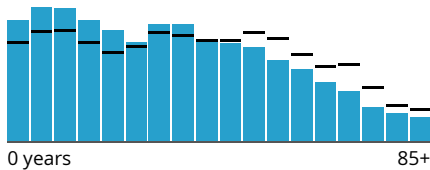
**118,800** households in Bolton

Rounded to the nearest 100 households

## Age profile

Central South neighbourhood

(Bolton)



0 years  
% of all people, 5 year age bands

## Sex

Central South neighbourhood (Bolton)

Female **49.9%** (50.7%)

Male **50.1%** (49.3%)

% of all people

## Legal partnership status

Central South neighbourhood (Bolton)

Never married and never registered a civil partnership **36.8%** (36.6%)

Married or in a registered civil partnership **48.0%** (45.6%)

Separated, but still legally married or still legally in a civil partnership **2.3%** (2.4%)

Divorced or civil partnership dissolved **7.0%** (9.1%)

Widowed or surviving civil partnership partner **5.9%** (6.4%)

% of people aged 16 years and over

## Country of birth

Central South neighbourhood (Bolton)

Born in the UK **63.7%** (83.1%)

Born outside the UK **36.3%** (16.9%)

% of all people

## Passports held

Central South neighbourhood (Bolton)

UK passport **69.3%** (77.6%)

Non-UK passport **18.2%** (8.6%)

No passport held **12.5%** (13.8%)

% of all people

## Length of residence in the UK

Central South neighbourhood (Bolton)

Born in the UK **63.7%** (83.1%)

10 years or more **18.9%** (9.2%)

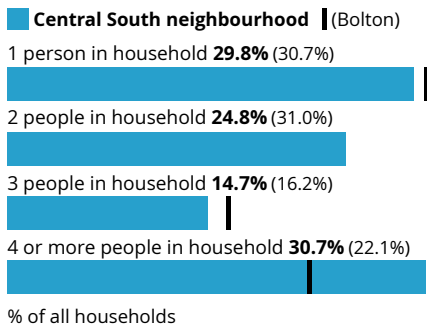
5 years or more, but less than 10 years **6.8%** (3.0%)

2 years or more, but less than 5 years **6.2%** (2.7%)

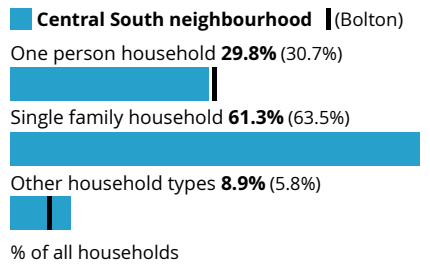
Less than 2 years **4.4%** (1.9%)

% of all people

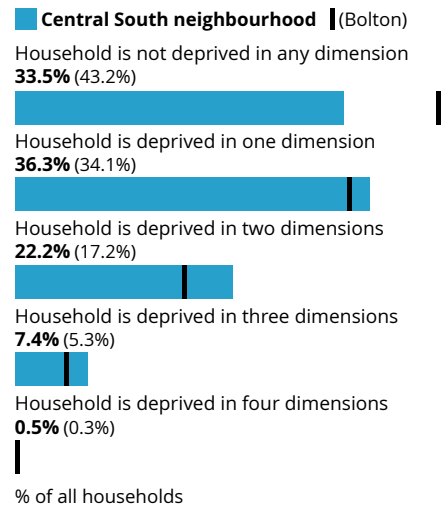
## Household size



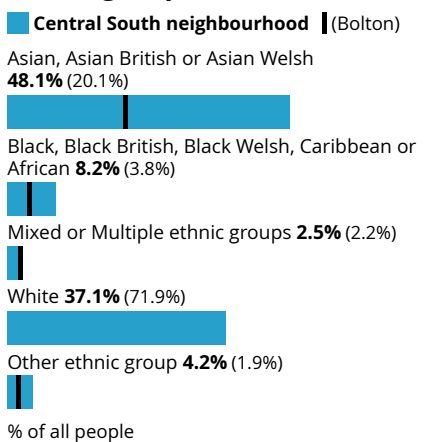
## Household composition




## Household deprivation



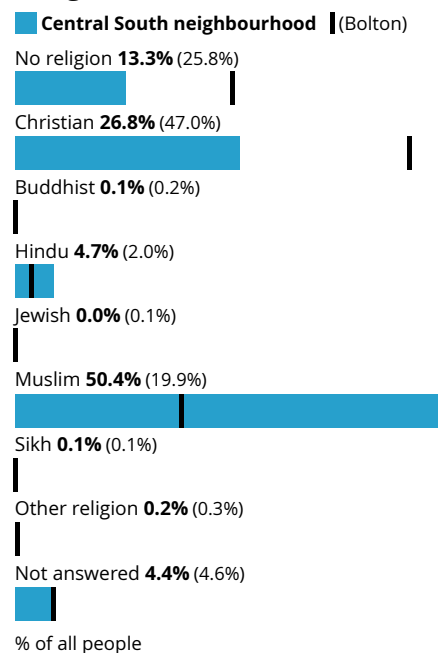
## Ethnic group



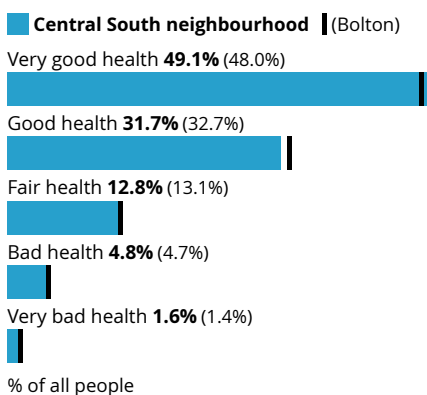
## National identity



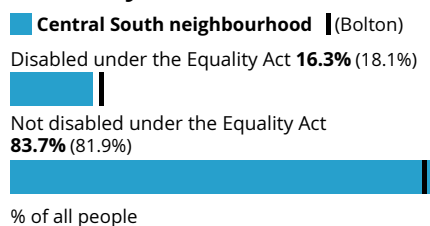
## Religion



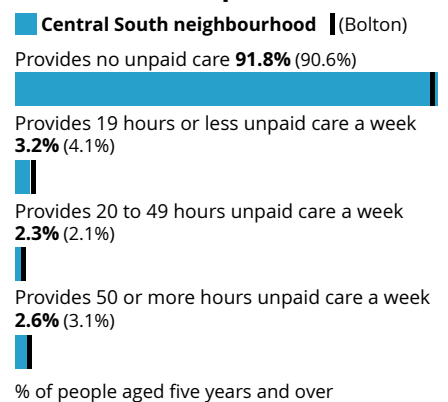
## General health



## Disability



## Provision of unpaid care



## Proficiency in English

Central South neighbourhood (Bolton)

Main language is English (English or Welsh in Wales) **73.7%** (89.1%)

Can speak English very well **7.4%** (3.4%)

Can speak English well **10.6%** (4.3%)

Cannot speak English well **6.9%** (2.7%)

Cannot speak English **1.4%** (0.5%)

% of people aged three years and over

## Accommodation type

Central South neighbourhood (Bolton)

Whole house or bungalow **82.6%** (86.6%)

Flat, maisonette or apartment **17.4%** (13.3%)

A caravan or other mobile or temporary structure **0.1%** (0.1%)

% of all households

## Number of cars or vans

Central South neighbourhood (Bolton)

No cars or vans in household **32.9%** (24.8%)

1 car or van in household **44.1%** (42.8%)

2 cars or vans in household **17.9%** (25.2%)

3 or more cars or vans in household **5.1%** (7.2%)

% of all households

## Central heating

Central South neighbourhood (Bolton)

Does not have central heating **1.9%** (1.5%)

Does have central heating **98.1%** (98.5%)

% of all households

## Number of bedrooms

Central South neighbourhood (Bolton)

1 bedroom **13.0%** (9.5%)

2 bedrooms **37.1%** (32.3%)

3 bedrooms **35.4%** (41.7%)

4 or more bedrooms **14.5%** (16.5%)

% of all households

## Occupancy rating for bedrooms

Central South neighbourhood (Bolton)

+2 or more **19.0%** (29.9%)

+1 **32.6%** (36.6%)

0 **35.9%** (27.8%)

-1 **9.4%** (4.5%)

-2 or less **3.1%** (1.3%)

% of all households

## Tenure of household

Central South neighbourhood (Bolton)

Owens outright **28.5%** (33.2%)

Owens with a mortgage or loan or shared ownership **20.1%** (28.7%)

Social rented **24.9%** (19.8%)

Private rented or lives rent free **26.5%** (18.2%)

% of all households

## Second address indicator

Central South neighbourhood (Bolton)

No second address **96.8%** (96.6%)

Second address is in the UK **2.3%** (2.7%)

Second address is outside the UK **0.9%** (0.7%)

% of all households

## Distance travelled to work

Central South neighbourhood (Bolton)

Less than 10km **46.7%** (42.4%)

10km to less than 30km **15.4%** (15.9%)

30km and over **1.9%** (2.2%)

Works mainly from home **18.7%** (23.6%)

Other **17.3%** (16.0%)

% of people aged 16 years and over in employment

## Method of travel to workplace

Central South neighbourhood (Bolton)

Work mainly at or from home **18.7%** (23.6%)

Underground, metro, light rail, tram **0.1%** (0.1%)

Train **2.0%** (1.3%)

Bus, minibus or coach **5.3%** (3.8%)

Taxi **3.6%** (2.1%)

Motorcycle, scooter or moped **0.2%** (0.3%)

Driving a car or van **49.3%** (54.1%)

Passenger in a car or van **7.0%** (5.4%)

Bicycle **0.9%** (0.8%)

On foot **11.1%** (7.4%)

Other method of travel to work **1.8%** (1.1%)

% of people aged 16 years and over in employment

## Economic activity status

Central South neighbourhood (Bolton)

Economically active: In employment **48.3%** (54.0%)

Economically active: Unemployed **5.2%** (3.9%)

Economically inactive **46.5%** (42.1%)

% of people aged 16 years and over

## Employment history

Central South neighbourhood (Bolton)

Not in employment: Worked in the last 12 months **12.3%** (10.9%)

Not in employment: Not worked in the last 12 months **41.0%** (55.7%)

Not in employment: Never worked **46.7%** (33.3%)

% of people aged 16 years and over not in employment

## Occupation

Central South neighbourhood (Bolton)

1. Managers, directors and senior officials **7.8%** (10.6%)

2. Professional occupations **14.4%** (16.9%)

3. Associate professional and technical occupations **8.7%** (12.0%)

4. Administrative and secretarial occupations **9.2%** (9.9%)

5. Skilled trades occupations **7.7%** (10.1%)

6. Caring, leisure and other service occupations **10.2%** (9.9%)

7. Sales and customer service occupations **12.5%** (9.7%)

8. Process, plant and machine operatives **12.8%** (9.2%)

9. Elementary occupations **16.7%** (11.8%)

% of people aged 16 years and over in employment

## Socio-economic Classification (NS-SeC)

Central South neighbourhood (Bolton)

L1, L2 and L3: Higher managerial, administrative and professional occupations **5.6%** (9.3%)

L4, L5 and L6: Lower managerial, administrative and professional occupations **11.6%** (17.4%)

L7: Intermediate occupations **9.7%** (12.0%)

L8 and L9: Small employers and own account workers **9.2%** (9.5%)

L10 and L11: Lower supervisory and technical occupations **4.2%** (5.2%)

L12: Semi-routine occupations **11.8%** (12.0%)

L13: Routine occupations **17.5%** (14.6%)

L14.1 and L14.2: Never worked and long-term unemployed **19.2%** (12.6%)

L15: Full-time students **11.2%** (7.3%)

% of people aged 16 years and over

## Hours per week worked

Central South neighbourhood (Bolton)

Part-time: 15 hours or less worked **11.1%** (9.3%)

Part-time: 16 to 30 hours worked **28.1%** (22.1%)

Full-time: 31 to 48 hours worked **55.1%** (60.4%)

Full-time: 49 or more hours worked **5.7%** (8.1%)

% of people aged 16 years and over in employment

## Highest level of qualification

■ Central South neighbourhood (Bolton)

No qualifications **30.3%** (22.6%)



Level 1, 2 or 3 qualifications **37.9%** (41.0%)



Apprenticeship **4.4%** (6.2%)



Level 4 qualifications and above **23.8%** (27.4%)



Other qualifications **3.7%** (2.8%)



% of people aged 16 years and over

## Schoolchildren and full-time students

■ Central South neighbourhood (Bolton)

Student **28.7%** (22.4%)



Not a student **71.3%** (77.6%)



% of people aged five years and over

Source: Office for National Statistics - Census 2021